

## Planetary Wellbeing

### Cut Pollution & Toxicity

- Cleaning & Laundry
- Green Carwash
- Low-Toxin Manufacturing
- Natural Garden & Lawn Care
- Organic & Sustainable Agriculture
- Pest Control
- Plant-Based Eating
- Zero Emissions
- Zero Toxin Parenting

### Ensure Animal Wellness

### Guard Water Resources

### Ocean Awareness

### Protect Biodiversity

### Reduce Resource Consumption

### Save Energy & Climate

## Mani Madness




[Shop all mani madness](#)



## Green Recipes for Drain Cleaner

Share:   Like 4 

The next time you have a clog in your sink, don't reach for a store bought drain cleaner that contains toxic chemicals that can hurt both your pipes and your health. Our guide to [homemade green cleaning recipes](#) includes these natural recipes for drain cleaner that will remove clogs from sinks, but won't harm you, your plumbing, or the environment.




## Quick Facts: Health Hazards of Common Drain Cleaners

- **Sodium hydroxide:** Found in many store bought drain cleaners, this chemical causes skin and eye burn; inhibits reflexes; and can cause severe tissue damage when swallowed.
- **Sulfuric acid:** Another chemical found in drain cleaners is a known carcinogen that can also irritate the skin, eyes, nose throat, and lungs when inhaled. Skin and eye burns can result from spills.
- **5,644 poisonings per year:** 5,644 reported chemical drain cleaner induced injuries and 10 deaths were reported in 2004 alone. <sup>[1]</sup>

## DIY Green Cleaning Recipes for Drain Cleaner

1. **Vinegar and baking soda drain cleaner:** Pour 1 cup of baking soda down your drain, followed by 2 cups of boiling water. Then pour another cup of baking soda down into your drain, followed by 1 cup of vinegar. You will hear a sizzling sound and see bubbles forming in your drain. Plug the sink and wait five minutes, and then pour 2 more cups of boiling water into the drain to flush it out.
2. **Borax drain cleaner:** Pour 1/2 cup of borax into the drain and let it sit for a few minutes. Then pour 1 cup of boiling water down the drain. If the drain is still slow in emptying, repeat the process as needed.
3. **Salt homemade drain cleaner:** Pour 1/4 cup each of salt, vinegar, and baking soda. Plug your drain and wait 15 minutes, and then flush with boiling water.



## Dig Deeper: Chemicals in Typical Drain Cleaners

- Drain cleaner toxins: [University of Maryland Medical Center](#).

Images via [stilbites.com](#) and [Andrew.Beebe](#)

### References

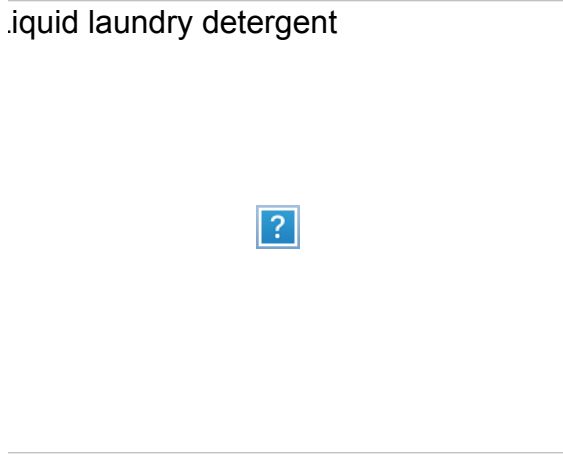
### References

Share:   Like 13  Tweet 

## Related Articles



Recipes For Eco-Friendly Home Made Carpet Fresheners



Recipes for Natural Liquid Laundry Detergent



Green Recipes for Mold and Mildew Remover

## Comments

0 Comments

Sort by **Oldest** ▾



Add a comment...

 Facebook Comments Plugin

 Tweet  
 Tweet

