

Like 128 people like this. Sign Up to see what your friends like.

Fashion Action Human Vitality **Planetary Wellbeing**

Planetary Wellbeing

Cut Pollution & Toxicity

- Cleaning & Laundry
- Green Carwash
- Low-Toxin Manufacturing
- Natural Garden & Lawn Care
- Organic & Sustainable Agriculture
- Pest Control
- Plant-Based Eating
- Zero Emissions
- Zero Toxin Parenting

Ensure Animal Wellness

Guard Water Resources

Ocean Awareness

Protect Biodiversity

Reduce Resource Consumption

Save Energy & Climate

Holiday Picks of the Week



[Shop all holiday picks of the week](#)

[Learn More](#)

Natural Recipes for Cleaning Coffee Makers

Coffee makers should be cleaned once a month to remove deposits from hard water that can affect the efficiency of the drip and to remove leftover residues from organic materials that can cause a build up of bacteria. However, you should never clean your coffee maker with bleach or other harsh store bought chemical cleaners. As part of our guide to [homemade green cleaning recipes](#), these recipes will provide you with safe, natural recipes for cleaning coffee makers.



Quick Facts: Health Hazards of Common Coffee Maker Cleaners

- **Sodium hypochlorite (bleach):** See our guide to the hazards of [chlorine bleach](#) for reasons why you should avoid this chemical.
- **Trisodium phosphate:** A common ingredient in many all purpose cleaners; causes swelling and pain in the throat and pain or burning in the eyes, and nose if inhaled.

DIY Green Cleaning Recipes for Cleaning Coffee Makers

1. **Vinegar and water cleaner:** Add 1 part white vinegar to 2 parts water-enough to fill your coffee pot. Add an empty filter, pour mixture into the machine, and then run through a normal cycle to remove impurities and remove mineral deposits.
2. **Lemon cleaner:** Combine equal parts water with fresh squeezed lemon juice and pour into your coffee maker. Run the solution through one cycle with an empty filter, and then run plain water through twice to remove the lemon scent.
3. **Baking soda cleaner:** Dissolve 1/4 cup baking soda in a carafe of lukewarm water. Run the cleaner through the coffeemaker, without a filter, for one cycle, and then run plain water through once.



Dig Deeper: Chemicals in Typical Coffee Maker Cleaners

- Sodium hypochlorite: [National Institutes of Health](#).
- Trisodium phosphate: [National Institutes of Health](#).

Images by [Leff](#) and [Trenttsd](#)


Share:

Related Articles


Revolving Pleasure



Recipes for All Natural Fabric Softener



Natural Lipstick Stain Remover Recipes



How to Make Your Own Natural Stain Removers at Home


Comments

1 Comment

Sort by **Oldest**



Add a comment...



Joel N Rachel Moyer

Thanks for the cleaning tips.

Like · Reply · 1 · 6y

